



CERTIFIED COPY

Noralyn R. Tinguico
NORALYN R. TINGUICO
CITY COUNCIL SECRETARY

Republika ng Pilipinas
SANGGUNIANG PANLUNGSOD NG MARIKINA

PRESENT:

HON. JOSE FABIAN I. CADIZ

City Vice Mayor
Presiding Officer

1st DISTRICT

HON. JOSEPH B. BANZON
HON. SERAFIN Y. BERNARDINO
HON. LEONOR F. CARLOS
HON. MARIO M. DE LEON
HON. EVA A. PAZ
HON. THADDEUS ANTONIO M. SANTOS, JR.
HON. MANUEL E. SARMIENTO

City Councilor
City Councilor
City Councilor
City Councilor
City Councilor
City Councilor
City Councilor

2nd DISTRICT

HON. PAUL B. DAYAO
HON. LEVY DL. DE GUZMAN
HON. MARK ALBERT J. DEL ROSARIO
HON. DONN CARLO B. FAVIS
HON. ERNESTO M. FLORES
HON. SUSANA P. MAGTUBO
HON. RUBEN R. REYES
HON. XYZA D. SANTOS

City Councilor
City Councilor
City Councilor
City Councilor
City Councilor
City Councilor
City Councilor
City Councilor

SECTORAL REPRESENTATIVE

HON. RIZALDY C. JOSEF

Liga President

ON OFFICIAL BUSINESS:

HON. RONNIE S. ACUÑA

City Councilor

ORDINANCE NO. 089
Series of 2016

ORDINANCE APPROVING THE ANNUAL BUDGET OF THE CITY GOVERNMENT OF MARIKINA FOR CALENDAR YEAR 2017 IN THE AMOUNT OF TWO BILLION NINETY THREE MILLION FOUR HUNDRED SIXTY THOUSAND NINE HUNDRED SEVENTEEN PESOS AND FIFTEEN CENTAVOS (P2,093,460,917.15) COVERING THE EXPENDITURE PROGRAM FOR THE YEAR

Introduced by:

Councilor JOSEPH B. BANZON

Co-sponsored by:

Councilor SERAFIN Y. BERNARDINO
Councilor LEONOR F. CARLOS
Councilor PAUL B. DAYAO
Councilor LEVY DL. DE GUZMAN
Councilor MARIO M. DE LEON
Councilor MARK ALBERT J. DEL ROSARIO
Councilor DONN CARLO B. FAVIS

Councilor SUSANA P. MAGTUBO
 Councilor RUBEN R. REYES
 Councilor THADDEUS ANTONIO M. SANTOS, JR.
 Councilor MANUEL E. SARMIENTO
 Councilor RIZALDY C. JOSEF
 Vice Mayor JOSE FAVIAN I. CADIZ

WHEREAS, the City Mayor, Honorable Marcelino R. Teodoro submitted to the 8th City Council the Proposed Annual Budget for the City Government of Marikina for Calendar Year 2017 in the amount **TWO BILLION NINETY THREE MILLION FOUR HUNDRED SIXTY THOUSAND NINE HUNDRED SEVENTEEN PESOS AND FIFTEEN CENTAVOS (P2,093,460,917.15)**.

WHEREAS, attached therewith is the approved Annual Investment Plan of the City for C.Y. 2017 which embodies specific programs of the City and the corresponding appropriation for each project;

WHEREAS, the City Council's Committee on Appropriation, which has the primary jurisdiction over the review of the subject, conducted an extensive review of all the funded programs with the end in view of carefully considering the budget allocations of all offices to make sure the people of Marikina would best benefit from the programs of the City Government;

WHEREAS, Section 319 of the Republic Act No. 7160 otherwise known as the Local Government Code of 1991 states that:

Section 319. Legislative Authorization of the Budget. – On or before the end of the current fiscal year, the sanggunian concerned shall, through an ordinance, the annual budget of the local government unit for the ensuing fiscal year on the basis of the estimates of income and expenditures submitted by the local chief executive.

NOW THEREFORE, BE IT ORDAINED, AS IT IS HEREBY ORDAINED BY THE SANGGUNIANG PANLUNGSOD OF MARIKINA, in session duly assembled, that:

SECTION 1. The City Government of Marikina hereby approves the Annual Budget of the City Government of Marikina for Calendar Year 2017 in the amount of **TWO BILLION NINETY THREE MILLION FOUR HUNDRED SIXTY THOUSAND NINE HUNDRED SEVENTEEN PESOS AND FIFTEEN CENTAVOS (P2,093,460,917.15)** provided that the amount appropriated herein must be spent solely for the intended purpose and the disbursement thereof shall be strictly in conformity with existing rules and regulations.

SECTION 2. The herein appropriated amount shall be utilized as follows:

<i>Offices</i>	<i>Personal Services</i>	<i>MOOE</i>	<i>Capital Outlay</i>	<i>Total</i>
General Services				
1.) Mayor	47,195,271.04	295,425,437.98	8,000,000.00	350,620,709.02
2.) OPSS	36,315,800.64	1,923,200.00	-	38,239,000.64
3.) BOC	2,362,265.92	-	-	2,362,265.92
4.) BPLO	16,096,493.23	5,058,264.00	-	21,154,757.23
5.) MCDRRMO	13,552,109.36	3,423,000.00	-	16,975,109.36
6.) Peace and Order	-	10,000,000.00	-	10,000,000.00
7.) Vice-Mayor	12,857,854.66	2,366,000.00	380,000.00	15,603,854.66
8.) City Council	43,951,513.68	25,404,022.00	1,350,000.00	70,705,535.68


9.) Personnel	8,273,640.16	3,913,000.00	-	12,186,640.16
10.) Planning	11,381,486.00	852,620.00	-	12,234,106.00
11.) Civil Registry	7,163,298.15	743,503.00	-	7,906,801.15
12.) GSO	19,174,546.24	53,547,000.00	-	72,721,546.24
13.) Budget	9,230,082.16	750,000.00	-	9,980,082.16
14.) Accounting	9,748,204.24	515,000.00	-	10,263,204.24
15.) Treasury	32,292,234.14	4,917,200.00	-	37,209,434.14
16.) Assessor	12,185,470.48	787,200.00	-	12,972,670.48
17.) PIO	3,022,397.28	5,797,654.00	445,000.00	9,265,051.28
18.) Library	3,745,476.16	658,800.00	-	4,404,276.16
19.) Legal	6,056,467.36	2,752,408.00	-	8,808,875.36
20.) MISCC	4,092,129.84	3,278,800.00	-	7,370,929.84
21.) MDTO	4,141,539.45	566,123.00	-	4,707,662.45
22.) CEMO	57,182,010.41	113,791,464.72	977,536.00	171,951,011.13
23.) MSO	20,275,668.24	14,537,200.00	300,000.00	35,112,868.24
24.) PDO	17,385,645.28	9,735,053.10	-	27,120,698.38
25.) CRO	4,207,470.64	2,284,851.26	-	6,492,321.90
26.) Engineering	71,321,247.60	186,136,200.00	38,418,544.00	295,875,991.60
27.) Asst. to Audit Unit	-	510,000.00	-	510,000.00
28.) Asst. to MTC/RTC	2,962,640.64	2,474,000.00	-	5,436,640.64
29.) Asst. to National Offices	-	19,900,000.00	-	19,900,000.00
30.) Prosecutor's Office	3,332,970.72	2,478,000.00	-	5,810,970.72
Sub-total	479,505,933.72	774,526,001.06	49,871,080.00	1,303,903,014.78
Social Services				
31.) Health	101,720,163.67	26,453,944.00	-	128,174,107.67
32.) LRPESO	2,327,321.84	769,480.00	-	3,096,801.84
33.) SWDO	4,943,613.28	29,470,000.00	-	34,413,613.28
34.) PPMO	2,528,278.56	1,180,000.00	-	3,708,278.56
35.) OSCA	982,330.08	9,035,823.51	332,881.68	10,351,035.27
36.) MGAD	1,305,829.20	-	-	1,305,829.20
Sub-total	113,807,536.63	66,909,247.51	332,881.68	181,049,665.82
Economic Services				
36.) MSC	10,107,095.36	5,183,800.00	-	15,290,895.36
37.) Tourism	8,069,394.16	4,050,028.00	-	12,119,422.16
38.) Trade and Industry	1,005,285.68	509,400.00	-	1,514,685.68
39.) MASIDO	1,491,942.08	1,127,200.00	-	2,619,142.08
40.) Veterinary	7,286,015.68	2,802,280.00	-	10,088,295.68
41.) Market	11,343,315.36	7,473,625.38	15,000,000.00	33,816,940.74
42.) CTMDO	26,352,307.33	5,312,004.00	-	31,664,311.33
43.) Bikeways	920,660.16	4,215,848.00	-	5,136,508.16
Sub-total	66,576,015.81	30,674,185.38	15,000,000.00	112,250,201.19
TOTAL	659,889,486.16	872,109,433.95	65,203,961.68	1,597,202,881.79
Statement of Statutory and Contractual Obligation				
a.) 20% IRA for Development Fund	-	-	165,347,449.20	165,347,449.20
b.) Financial Asst. To Barangay	-	16,000.00	-	16,000.00
c.) Debt Service	-	71,149,060.09	-	71,149,060.09
d.) PLEB	-	500,000.00	-	500,000.00
e.) Terminal Leave Benefits	18,801,550.16	-	-	18,801,550.16
f.) Productivity Incentive Benefits	-	-	-	-
g.) 5% LDRRM	-	104,673,045.86	-	104,673,045.86
h.) Gender & Development	-	50,368,948.42	-	50,368,948.42
i.) Subsidy (MCCDC)	-	600,000.00	-	600,000.00

j.) 5% MMDA Contribution for LGU's in NCR Only	-	55,600,000.00	-	55,600,000.00
k.) 1% Senior Citizen	-	20,934,609.17	-	20,934,609.17
l.) Child Protection	-	8,267,372.46	-	8,267,372.46
Sub-total	18,801,550.16	312,109,036.00	165,347,449.20	496,258,035.36
GRAND TOTAL	678,691,036.32	1,184,218,469.95	230,551,410.88	2,093,460,917.15


SECTION 3. This Ordinance shall take effect upon its approval.

UNANIMOUSLY ENACTED by the SANGGUNIANG PANLUNGSOD of
MARIKINA, this 14th day of December, 2016.

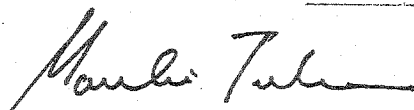
I HEREBY CERTIFY to the correctness of
the foregoing Ordinance which was duly
enacted by the Sangguniang Panlungsod
during its 21st Regular Session held at the
City Council Session Hall on December 14,
2016


NORALYN R. TINGCUNGO
City Council Secretary

ATTESTED AND CERTIFIED
TO BE DULY ENACTED:


JOSE FABIAN I. CADIZ, M.D.
City Vice Mayor/Presiding Officer

APPROVED by the HON. CITY MAYOR on **DEC 28 2016**


MARCELINO R. TEODORO
City Mayor

Statement of Fund Allocation by Sector CY: 2017LGU: MARIKINA CITY

PARTICULARS	Account Code	General Public Services	Social Services	Economic Services	Other Services	TOTAL
I. BEGINNING CASH BALANCE						
1.1 Balance at the end of the year						
1.2 Continuing Appropriation						
II. RECEIPTS						
2.1 Tax Revenue						1,713,144,472.62
2.2 Operating and Miscellaneous Revenue						380,316,444.53
2.3 Borrowings - Domestic						
TOTAL INCOME						2,093,460,917.15
TOTAL AVAILABLE RESOURCES						2,093,460,917.15
LESS: CONTINUING APPROPRIATION						-
NET AVAILABLE RESOURCES FOR APPROPRIATION						2,093,460,917.15
III. EXPENDITURES						
A. CURRENT OPERATING EXPENDITURES						
PERSONAL SERVICES						
Salaries and Wages - Regular	5-01-01-010	163,850,964.00	58,451,719.00	17,589,995.00	-	239,892,678.00
Salaries and Wages - Casual/Contractual	5-01-01-020	141,594,204.00	7,000,716.00	23,984,712.00	-	172,579,632.00
Personnel Economic Relief Allowance (PERA)	5-01-02-010	38,664,000.00	5,664,000.00	6,864,000.00	-	51,192,000.00
Representation Allowance (RA)	5-01-02-020	5,352,000.00	294,000.00	588,000.00	-	6,234,000.00
Transportation Allowance (TA)	5-01-02-030	5,352,000.00	294,000.00	588,000.00	-	6,234,000.00
Clothing/Uniform Allowance	5-01-02-040	8,055,000.00	1,180,000.00	1,430,000.00	-	10,665,000.00
Subsistence Allowance	5-01-02-050	-	3,672,000.00	-	-	3,672,000.00
Laundry Allowance	5-01-02-060	-	367,200.00	-	-	367,200.00
Honoraria	5-01-02-100	-	612,000.00	-	-	612,000.00
Hazard Pay	5-01-02-110	-	6,012,797.50	-	-	6,012,797.50
Overtime and Night Pay	5-01-02-130	1,730,000.00	-	375,000.00	-	2,105,000.00
Year End Bonus	5-01-02-140	50,254,016.00	10,908,739.17	6,929,117.83	-	68,091,873.00
SUB-TOTAL PERSONAL SERVICES		414,852,184.00	94,457,171.67	58,348,824.83	-	567,658,180.50

Statement of Fund Allocation by Sector CY: 2017
LGU: MARIKINA CITY

PARTICULARS	Account Code	General Public Services	Social Services	Economic Services	Other Services	TOTAL
Cash Gift	5-01-02-150	8,055,000.00	1,180,000.00	1,430,000.00	-	10,665,000.00
Other Bonuses and Allowances	5-01-02-990	1,034,000.00	600,000.00	-	-	1,634,000.00
Retirement and Life Insurance Premiums	5-01-03-010	36,182,891.52	7,854,292.20	4,988,964.84	-	49,026,148.56
PAG-IBIG Contributions	5-01-03-020	6,030,481.92	1,309,048.70	831,494.14	-	8,171,024.76
PHILHEALTH Contributions	5-01-03-030	3,284,400.00	714,450.00	467,550.00	-	4,466,400.00
Employees Compensation Insurance Premiums	5-01-03-040	1,933,200.00	283,200.00	343,200.00	-	2,559,600.00
Retirement Gratuity	5-01-04-020	8,133,776.28	3,669,774.06	165,982.00	-	11,969,532.34
Terminal Leave Benefits	5-01-04-030	-	-	-	-	-
Other Personnel Benefits	5-01-04-990	-	3,739,600.00	-	-	3,739,600.00
SUB-TOTAL PERSONAL SERVICES		64,653,749.72	19,350,364.96	8,227,190.98	-	92,231,305.66
TOTAL PERSONAL SERVICES		479,505,933.72	113,807,536.63	66,576,015.81	-	659,889,486.16
B. MAINTENANCE & OTHER OPERATING EXPENDITURES						
Traveling Expenses - Local	5-02-01-010	1,150,000.00	-	-	-	1,150,000.00
Traveling Expenses - Foreign	5-02-01-020	1,030,000.00	-	-	-	1,030,000.00
Training Expenses	5-02-02-010	5,195,000.00	82,500.00	345,000.00	-	5,622,500.00
Scholarship Grants/Expenses	5-02-02-020	120,000,000.00	-	-	-	120,000,000.00
Office Supplies Expenses	5-02-03-010	11,144,194.36	755,000.00	1,554,804.00	-	13,453,998.36
Accountable Forms Expenses	5-02-03-020	2,543,503.00	-	-	-	2,543,503.00
Animal/Zoological Supplies Expenses	5-02-03-040	-	-	451,500.00	-	451,500.00
Food Supplies Expenses	5-02-03-050	-	600,000.00	-	-	600,000.00
Welfare Goods Expenses	5-02-03-060	-	1,400,000.00	-	-	1,400,000.00
Drugs and Medicines Expenses	5-02-03-070	-	15,000,000.00	-	-	15,000,000.00
Medical, Dental and Laboratory Supplies Expenses	5-02-03-080	-	9,000,000.00	-	-	9,000,000.00
Fuel, Oil and Lubricants Expenses	5-02-03-090	42,704,381.60	1,222,000.00	3,480,000.00	-	47,406,381.60
Textbooks and Instructional Materials Expenses	5-02-03-110	-	-	20,000.00	-	20,000.00
Other Supplies and Materials Expenses	5-02-03-990	8,072,171.00	5,673,510.00	1,807,220.00	-	15,552,901.00
Water Expenses	5-02-04-010	28,000,000.00	-	-	-	28,000,000.00
Electricity Expenses	5-02-04-020	110,000,000.00	-	-	-	110,000,000.00
Postage and Courier Services	5-02-05-010	98,000.00	5,000.00	-	-	103,000.00
SUB-TOTAL MAINTENANCE & OTHER OPERATING EXPENDITURES		329,937,249.96	33,738,010.00	7,658,524.00	-	371,333,783.96

Statement of Fund Allocation by Sector CY: 2017
LGU: MARIKINA CITY

PARTICULARS	Account Code	General Public Services	Social Services	Economic Services	Other Services	TOTAL
Telephone Expenses	5-02-05-020	7,239,800.00	38,000.00	61,200.00	-	7,339,000.00
Internet Subscription Expenses	5-02-05-030	3,194,000.00	-	-	-	3,194,000.00
Cable, Satellite, Telegraph and Radio Expenses	5-02-05-040	150,000.00	-	24,000.00	-	174,000.00
Awards/Rewards Expenses	5-02-06-010	3,612,000.00	-	-	-	3,612,000.00
Extraordinary and Miscellaneous Expenses	5-02-10-030	2,951,387.33	-	-	-	2,951,387.33
Consultancy Services	5-02-11-030	31,051,812.00	192,000.00	911,628.00	-	32,155,440.00
Other Professional Services	5-02-11-990	14,777,000.00	413,076.00	-	-	15,190,076.00
Environment/Sanitary Services	5-02-12-010	77,549,969.12	100,000.00	-	-	77,649,969.12
Security Services	5-02-12-030	14,400,000.00	-	-	-	14,400,000.00
Other General Services	5-02-12-990	9,954,360.00	-	3,279,308.00	-	13,233,668.00
Repairs and Maintenance - Land Improvements	5-02-13-020	-	-	800,000.00	-	800,000.00
Repairs and Maintenance - Infrastructure Assets	5-02-13-030	31,611,000.00	-	-	-	31,611,000.00
Repairs and Maintenance - Buildings & Other Structures	5-02-13-040	10,800,000.00	100,000.00	9,856,425.38	-	20,756,425.38
Repairs and Maintenance - Machinery and Equipment	5-02-13-050	4,180,550.00	335,000.00	780,000.00	-	5,295,550.00
Repairs and Maintenance - Transportation Equipment	5-02-13-060	38,445,016.56	1,131,944.00	2,130,000.00	-	41,706,960.56
Repairs and Maintenance - Furniture and Fixtures	5-02-13-070	120,000.00	-	20,000.00	-	140,000.00
Repairs and Maintenance - Other Property, Plant and Equipment	5-02-13-990	1,315,000.00	-	110,000.00	-	1,425,000.00
Fidelity Bond Premiums	5-02-16-020	250,000.00	-	-	-	250,000.00
Insurance Expenses	5-02-16-030	4,000,000.00	-	-	-	4,000,000.00
Advertising Expenses	5-02-99-010	2,617,022.00	-	100,000.00	-	2,717,022.00
Printing and Publication Expenses	5-02-99-020	10,671,000.00	1,416,000.00	1,445,100.00	-	13,532,100.00
Representation Expenses	5-02-99-030	1,500,000.00	-	-	-	1,500,000.00
Rent Expenses	5-02-99-050	14,261,000.00	-	-	-	14,261,000.00
Membership Dues and Contributions to Organizations	5-02-99-060	925,000.00	27,500.00	5,000.00	-	957,500.00
Subscription Expenses	5-02-99-070	390,000.00	-	3,000.00	-	393,000.00
Donations	5-02-99-080	17,336,000.00	21,000,000.00	-	-	38,336,000.00
Other Maintenance and Other Operating Expenses	5-02-99-990	141,286,834.09	8,417,717.51	3,490,000.00	-	153,194,551.60
SUB-TOTAL MAINTENANCE & OTHER OPERATING EXPENDITURES		444,588,751.10	33,171,237.51	23,015,661.38	-	500,775,649.99
TOTAL MAINTENANCE & OTHER OPERATING EXPENDITURES		774,526,001.06	66,909,247.51	30,674,185.38	-	863,520,584.39
TOTAL CURRENT OPERATING EXPENDITURES		1,254,031,934.78	180,716,784.14	97,250,201.19	-	1,531,998,920.11

Statement of Fund Allocation by Sector CY: 2017LGU: MARIKINA CITY

PARTICULARS	Account Code	General Public Services	Social Services	Economic Services	Other Services	TOTAL
C. CAPITAL OUTLAY						
Other Land Improvements	1-07-02-990	15,000,000.00	-	-	-	15,000,000.00
Markets	1-07-04-040	-	-	15,000,000.00	-	15,000,000.00
Other Structures	1-07-04-990	20,400,000.00	-	-	-	20,400,000.00
Office Equipment	1-07-05-020	900,000.00	100,000.00	-	-	1,000,000.00
Information and Communication Technology Equipment	1-07-05-030	1,450,000.00	-	-	-	1,450,000.00
Communication Equipment	1-07-05-070	570,000.00	-	-	-	570,000.00
Motor Vehicles	1-07-06-010	4,200,000.00	232,881.68	-	-	4,432,881.68
Furniture and Fixtures	1-07-07-010	580,000.00	-	-	-	580,000.00
Other Property, Plant and Equipment	1-07-99-990	6,771,080.00	-	-	-	6,771,080.00
TOTAL CAPITAL OUTLAY		49,871,080.00	332,881.68	15,000,000.00	-	65,203,961.68

Statement of Fund Allocation by Sector CY: 2017
LGU: MARIKINA CITY

PARTICULARS	Account Code	General Public Services	Social Services	Economic Services	Other Services	TOTAL
D. NON-OFFICE EXPENDITURES						
5% MMDA Contribution for LGUs in NCR Only (R.A. No. 7924)		-	-	-	55,600,000.00	55,600,000.00
Terminal Leave Benefits		-	-	-	18,801,550.16	18,801,550.16
Debt Service		-	-	-	71,149,060.09	71,149,060.09
PLEB		-	-	-	500,000.00	500,000.00
Gender and Development		-	-	-	50,368,948.42	50,368,948.42
1% Senior Citizen		-	-	-	20,934,609.17	20,934,609.17
Subsidy (MCCDC, Ordinance No. 28, Series 2010)		-	-	-	600,000.00	600,000.00
Child Protection		-	-	-	8,267,372.46	8,267,372.46
20% of IRA for Development Fund		-	-	-	165,347,449.20	165,347,449.20
5% Local Disaster Risk Reduction and Management		-	-	-	104,673,045.86	104,673,045.86
Financial Assistance to Barangays (1,000 minimum aid)		-	-	-	16,000.00	16,000.00
TOTAL NON-OFFICE EXPENDITURES		-	-	-	496,258,035.36	496,258,035.36
TOTAL APPROPRIATIONS		1,303,903,014.78	181,049,665.82	112,250,201.19	496,258,035.36	2,093,460,917.15
UNAPPROPRIATED BALANCE						

Certified Correct:


F.E.S. GERONIMO
 City Budget Officer